

## New Page Lab

Go to: <http://www.everettsd.org>

Click *Sign In* in top right (use district computer login)

Click *Site Manager* in top right

Should show your name in green area at top,  
unless you maintain multiple areas.

Click on *New Page*

Select *Flex Page*

Enter name *How to do a Book Review*.

Click *Save*

Click on *How to do a Book Review* page

Click the *Options* button that appears on the  
right side of the editor. **Change** the name to *How to do a Book Review*.

Select *Show the app name on my page*.

Click *Save*

Place the cursor top left of the editing area.

Click the image icon above text

Click *Upload Image* and then the *Browse* button  
to find an image or **Click** *Shared Image* and find an image there or search for clip art.

Select the image and **Click** *Continue*

Type in *Alternative Text*

Click *Insert Image*

Double Click on Image.

Change *Alignment* to Left

Insert 5 in *Horizontal* box in the Spacing area at the bottom.

Click the *Save* button above the editor

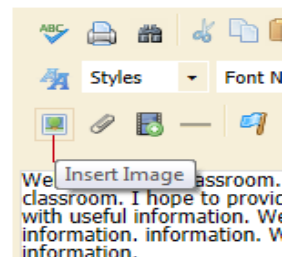
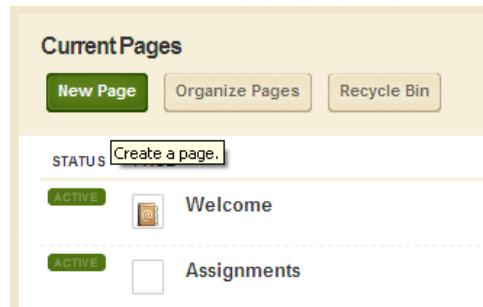
Go to <http://www.everettsd.org/Page/23568>

Copy the content.

Try all three Paste icons. **Clicking** undo after each one.


Select preferred icon and Paste

Click *Save*



Below the content type *Find a Book that interests you.*

**Highlight** Find a Book that interests you.

**Click** the link icon 

**Select** Web Address

**Type** in <http://library.everett.k12.wa.us/>

**Click** *Insert Link*

**Click** *Save*

**Click** *View Website* (in top gray bar) **Click** white X to close window.

**Click** Summary tab

**Click** Actions (Explore options)

**Click** *Edit page*

**Click** *Manage Apps & Layout* (under Actions on the right)

**Click** Change Layout

**Select** a different layout and **Click** *Apply*

**Click** *Add App*

**Select** an app

**Enter** name

**Click** *Save*

**Click** *I'm Done* (in the blue box)

**Click** open the app you inserted

**Click** the *Options* button that appears on the right side of the editor. **Change** the name .

**Select** *Show the app name on my page.*

**Click** *Save*

**Work** with the app and explore its possibilities